



HOW TO ENROL (COURSES)

VERSION 1.0



TABLE OF CONTENTS

1. Finding a Course
2. Enrolling to a Course
3. Selecting Sessions
4. Checkout Procedure
 - 4.1. External Procedures

COPYRIGHT © Touch Football Australia

All rights reserved. The contents of this manual are copyrighted. Except as permitted under the Copyright Act, no part may be reproduced by any process, electronic or otherwise, without the specific written permission of Touch Football Australia.

1. FINDING A COURSE

- Use the **search bar** to locate your desired course by name.
- You can also navigate via the **category tab** in the left-hand sidebar and select **Touch Football** to filter out unrelated programs and refine your search results.
- Click on a **course item** to proceed.

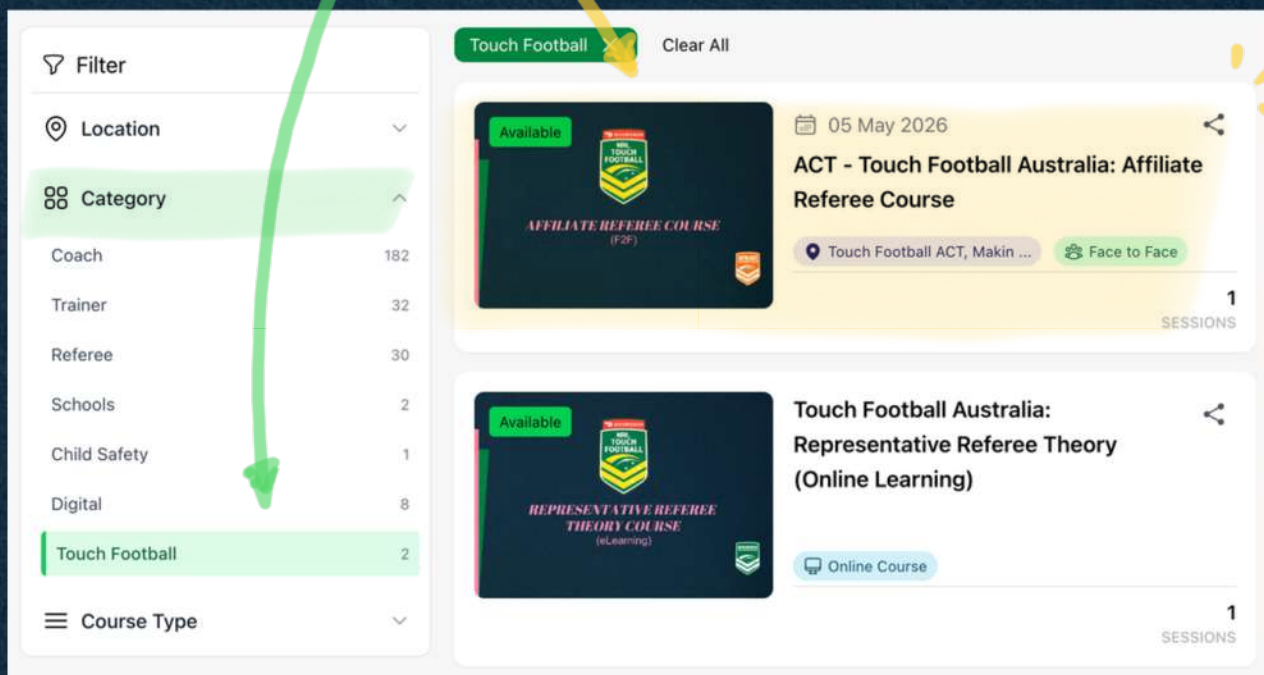


FIGURE 1 - COURSE FINDER



2. ENROLLING TO A COURSE

- Review the **course details** provided.
- Click either **Enrol button** to proceed with the registration.

← Back to course finder

ACT - Touch Football Australia: Affiliate Referee Course

ENROL

Start Date 05/05/2026

End Date 05/05/2026

Location [Touch Football ACT, Makin Place, Deakin ACT, Australia](#)

Overview

Location

Presenter

ENROL

Overview

The Affiliate Referee Course is a face-to-face course designed to equip referees with the foundational knowledge and essential skills to officiate in participation environments. To foster a life-long love of Touch Football, referees in the participation environment will focus on officiating environments that are fun, inclusive, and safe, regardless of athletes' age or ability.

Course Content

FIGURE 2 - COURSE DETAILS



3. SELECTING SESSIONS

- Select all **required sessions** as indicated for your course.
- Where optional sessions are available, ensure you meet any listed **prerequisites** before selecting them.

This is particularly important for accreditation pathways such as referee development, where both theory and practical components must be completed to meet course requirements and achieve accreditation outcomes.

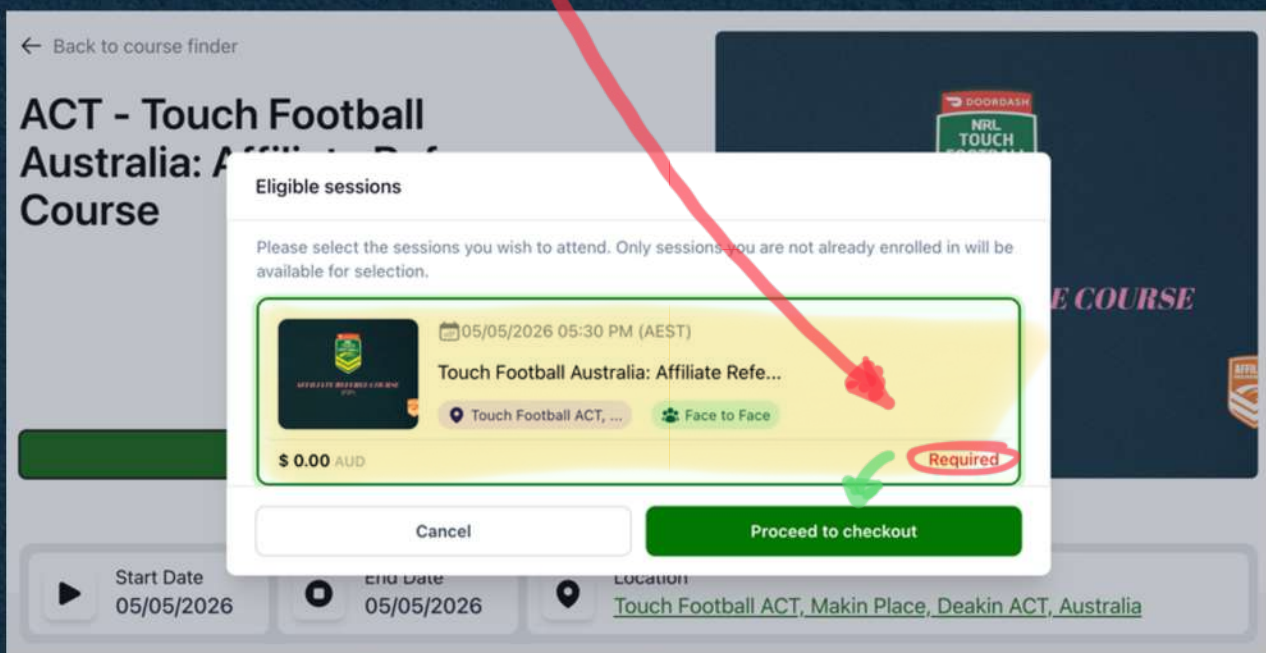


FIGURE 3 - COURSE SESSIONS

4. CHECKOUT PROCEDURE

- Complete the **form** with your enrolment details.
- Review and accept the **Terms of Use** by ticking the **acknowledgement checkbox**.
- Once all your details has been confirmed, click the **Enrol for Free** button to finalise your enrolment.

Checkout

05/05/2026 05:30 PM (AEST)
Touch Football Australia: Affiliate...
Touch Football ACT, Makin... Face to Face

\$ 0.00 AUD 11 Spots Left

Touch Football Australia:... 0 AUD

Sub total 0 AUD
Price including GST

1 Details

Participant Details

First Name
Last Name
Email
Mobile *
Mobile Number
Emergency Contact Name *
Contact Name
Emergency Contact Number *
Contact Number
Rugby League Club / School Name *
Rugby League Club / School Name

Terms of use
 I understand that by registering I have agreed to the terms and conditions and NRL Privacy Policy

Enrol for free

FIGURE 4 - COURSE CHECKOUT

4.1 EXTERNAL PROCEDURES

- If a course requires an **external payment method** (as indicated), a **link** will be provided to its **payment portal**.
 - This will be located in the **description** of your course.
- These payments are processed through **MySideline**.
 - **Sign in** using your **MySideline** account and follow the prompts to complete your payment within the system.

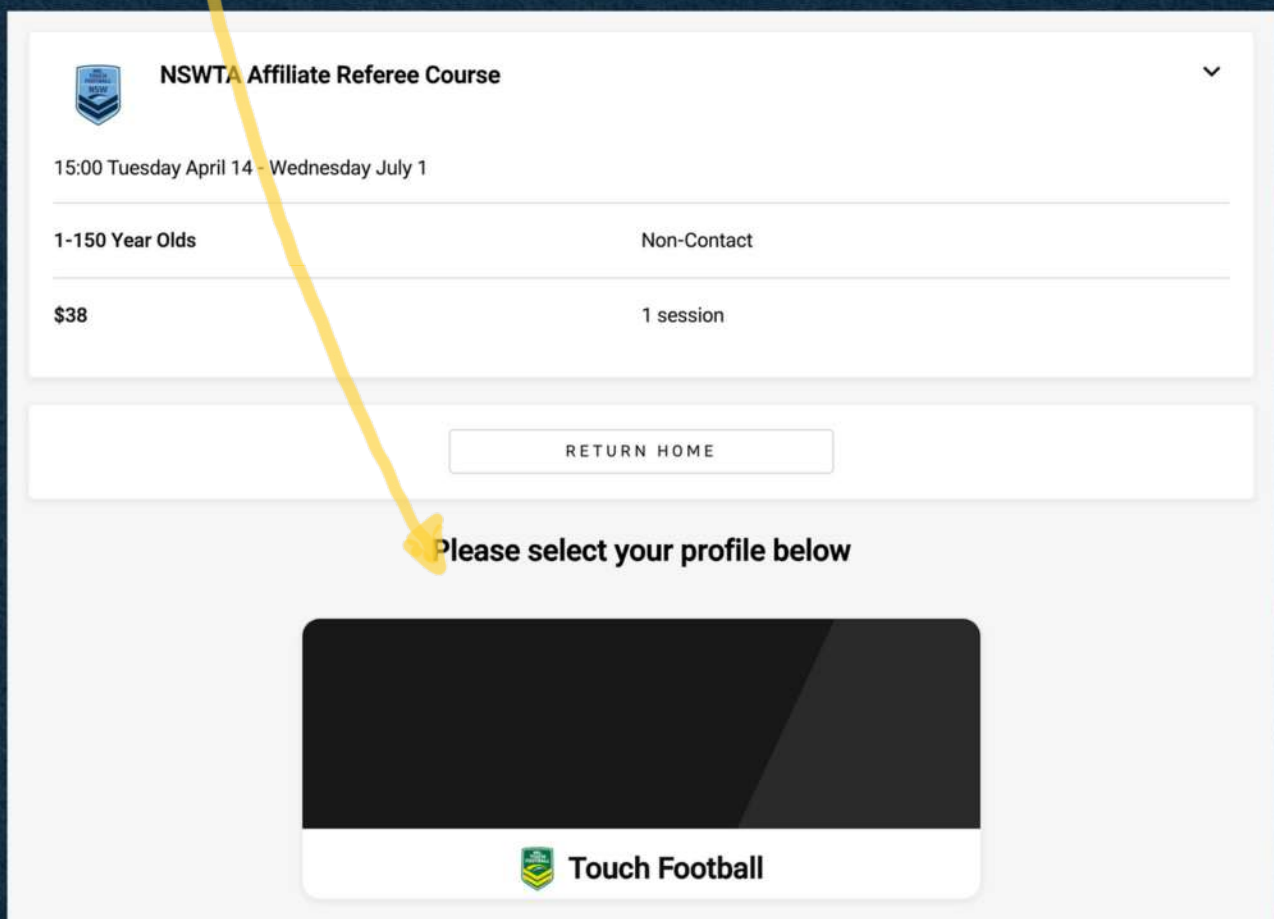


FIGURE 5 - EXTERNAL PAYMENT PORTAL

