



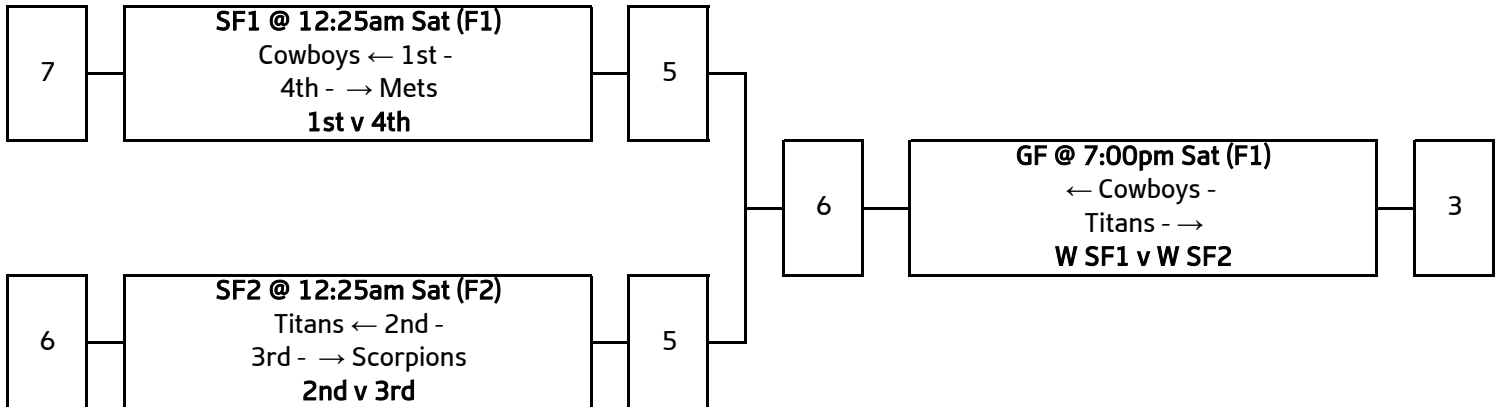
**THE TOUCH FOOTBALL AUSTRALIA
2017 NATIONAL TOUCH LEAGUE
FINISHING POSITIONS**

Abbreviations

| Entity | Abbreviation |
|--|---------------------|
| Alliance | Alliance |
| Australian Capital Territory Raiders | ACT |
| Brisbane City Cobras | Cobras |
| Central Queensland Bulls | CQ |
| Defence Defence Warriors | Warriors |
| Hunter Western Hornets | Hornets |
| New South Wales Country Mavericks | NSW Country |
| New South Wales Mets | NSW Mets |
| New South Wales Rebels | NSW Rebels |
| New South Wales Scorpions | NSW Scorpions |
| North Queensland Tropical Cyclones | NQ |
| Northern Eagles | Eagles |
| Northern Territory Devils | NT |
| Queensland Broncos | Broncos |
| Queensland Country Cowboys | Cowboys |
| Queensland Titans | Titans |
| South Australia Heat | SA |
| South Queensland and Border Districts Sharks | Sharks |
| South West Queensland Swans | SWQ |
| Southern Suns | Suns |
| Sunshine Coast Pineapples | SunCoast |
| Sydney Mets | Mets |
| Sydney Rebels | Rebels |
| Sydney Scorpions | Scorpions |
| Tasmania | TAS |
| Victoria | VIC |
| Western Tigers | WA |



Men's Open - Elite Eight (MOE8) - Championship



Abbreviations

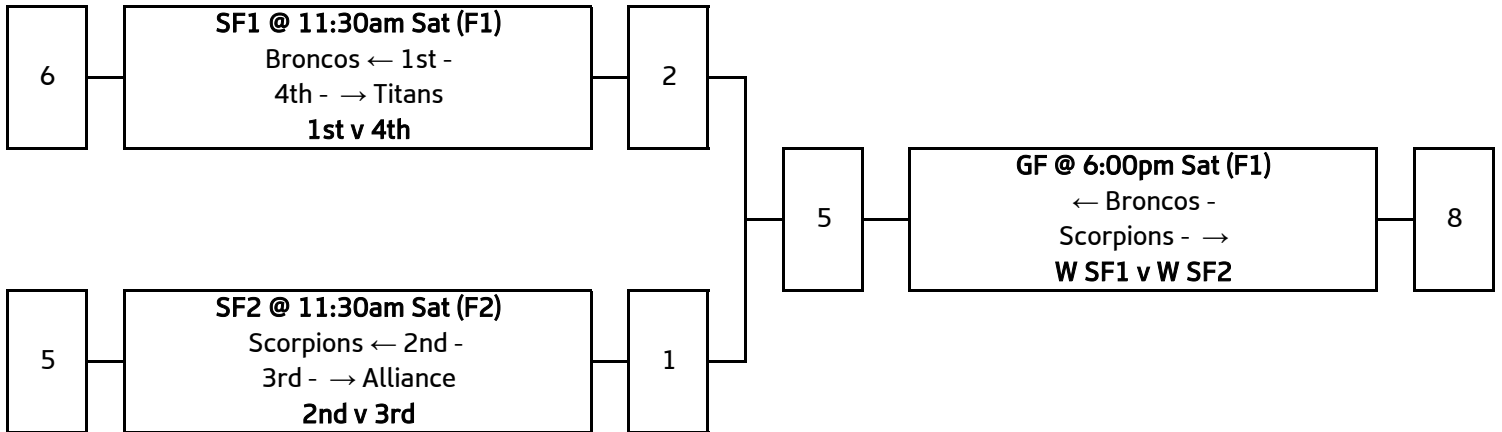
| | |
|----|---------------|
| GF | Grand Final |
| SF | Semi Final |
| QF | Quarter Final |
| W | Winner |
| L | Loser |
| F | Field |

Final Placings

| | |
|---|-----------------------|
| 1 | Cowboys |
| 2 | Titans |
| 3 | Scorpions |
| 4 | Mets |
| 5 | NSW Country Mavericks |
| 6 | Broncos |
| 7 | Alliance |
| 8 | NSW Rebels |



Women's Open - Elite Eight (WOE8) - Championship



Abbreviations

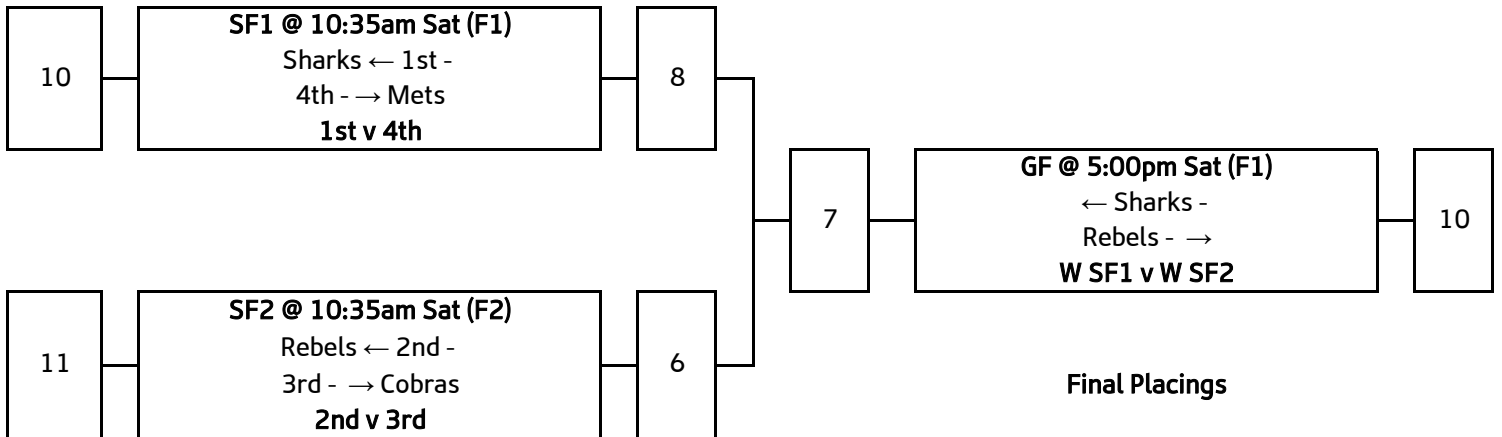
| | |
|----|---------------|
| GF | Grand Final |
| SF | Semi Final |
| QF | Quarter Final |
| W | Winner |
| L | Loser |
| F | Field |

Final Placings

| | |
|---|-----------------------|
| 1 | Scorpions |
| 2 | Broncos |
| 3 | Alliance |
| 4 | Titans |
| 5 | Cowboys |
| 6 | NSW Country Mavericks |
| 7 | NSW Mets |
| 8 | NSW Rebels |



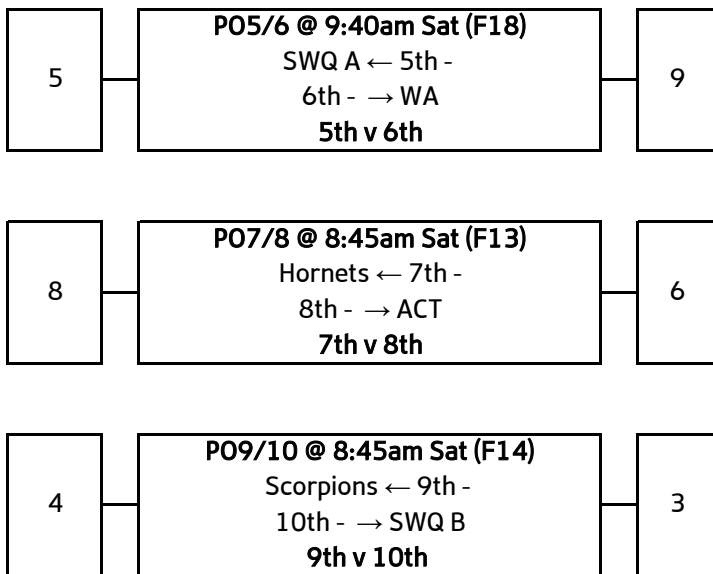
Mixed Open (XO) - Championship



Final Placings

- 1 Rebels
- 2 Sharks
- 3 Cobras
- 4 Mets
- 5 WA
- 6 SWQ A
- 7 Hornets
- 8 ACT
- 9 Scorpions
- 10 SWQ B

Mixed Open (XO) - Playoffs

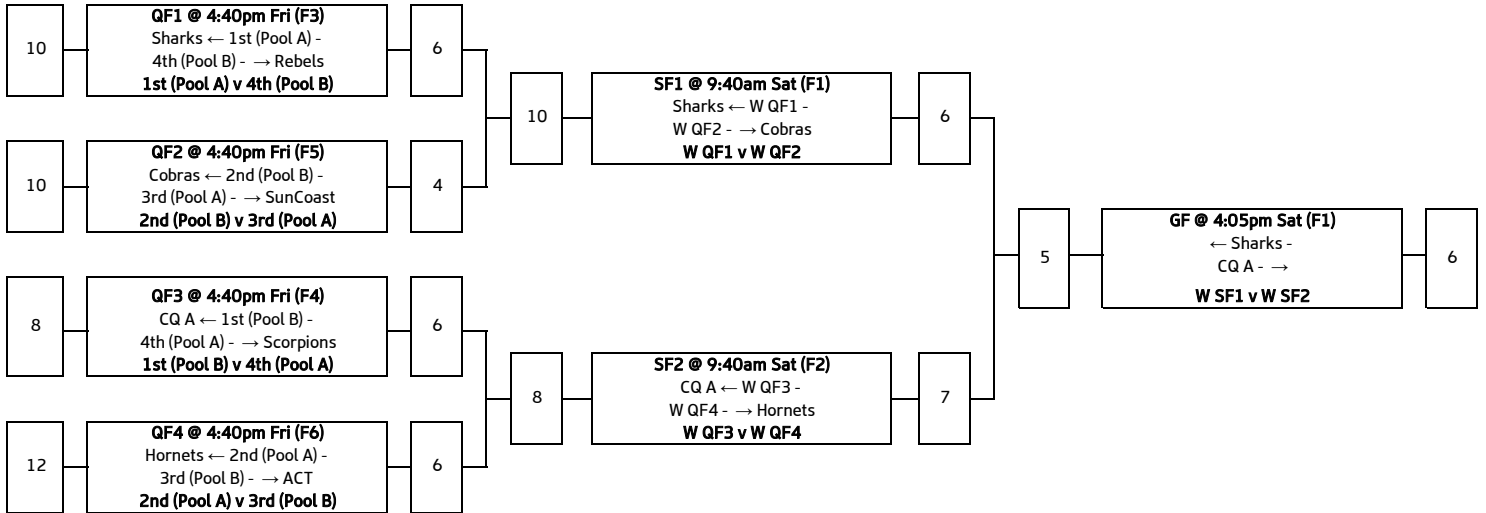


Abbreviations

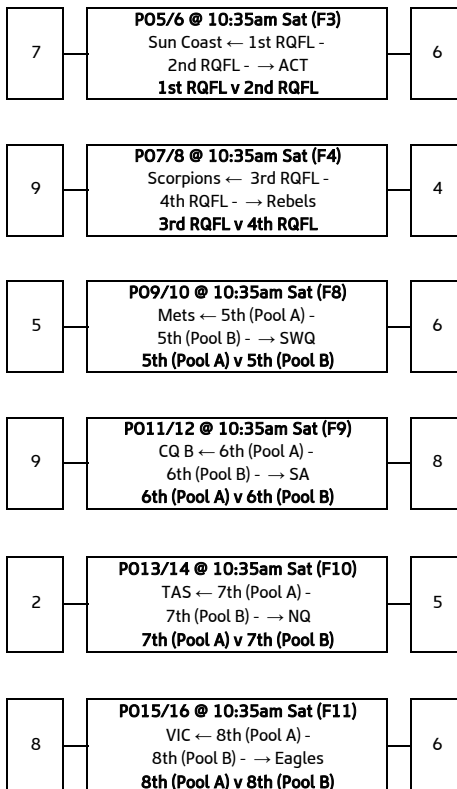
- GF Grand Final
- SF Semi Final
- QF Quarter Final
- W Winner
- L Loser
- F Field



Men's T League (MTL) - Championship



Men's T League (MTL) - Playoffs



Final Placings

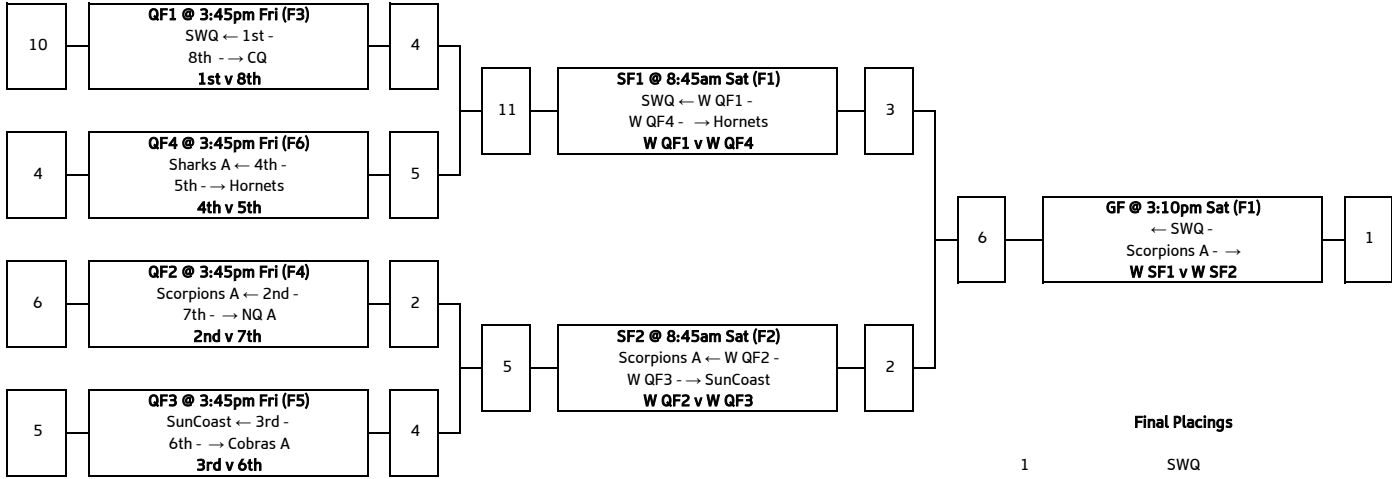
- 1 CQ A
- 2 Sharks
- 3 Hornets
- 4 Cobras
- 5 SunCoast
- 6 ACT
- 7 Scorpions
- 8 Rebels
- 9 SWQ
- 10 Mets
- 11 CQ B
- 12 SA
- 13 NQ
- 14 TAS
- 15 VIC
- 16 Eagles

Abbreviations

- GF Grand Final
- SF Semi Final
- QF Quarter Final
- W Winner
- L Loser
- F Field
- R Ranked



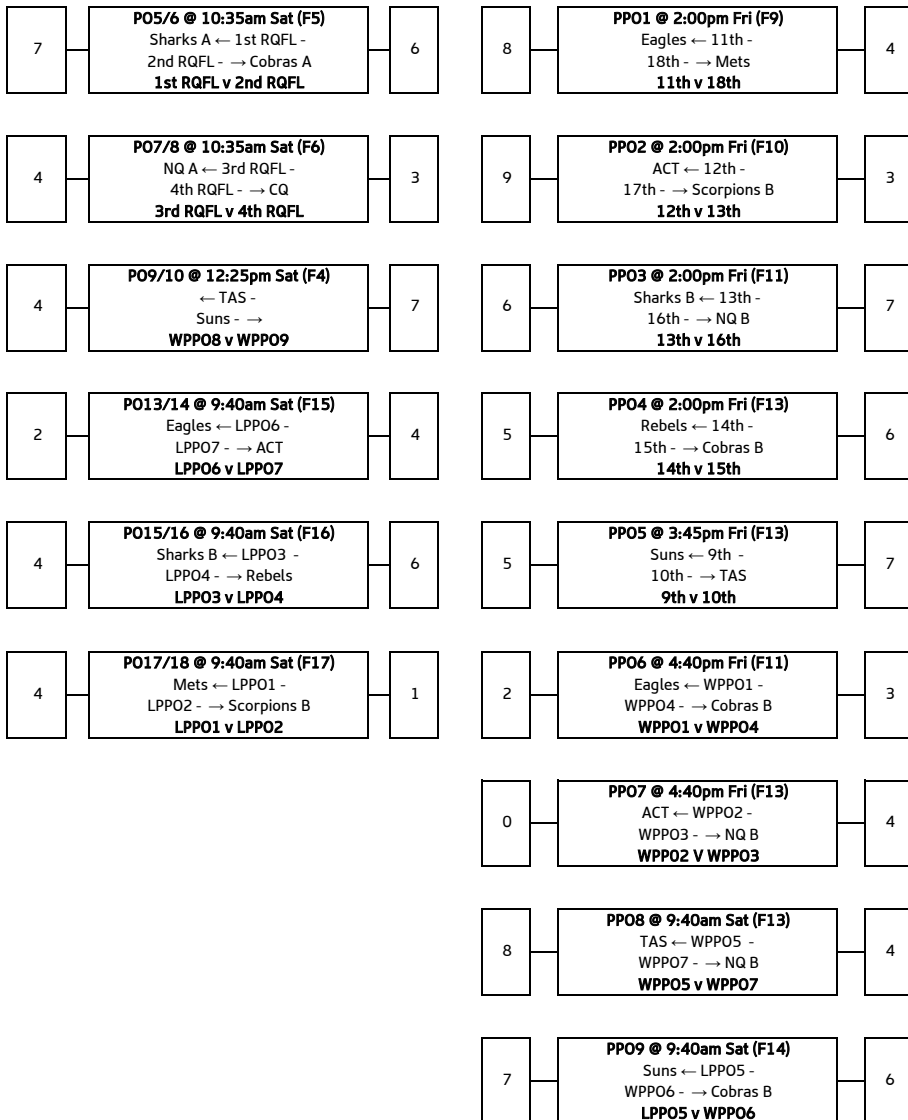
Women's T League (WTL) - Championship



Final Placings

- 1 SWQ
- 2 Scorpions A
- 3 Hornets
- 4 SunCoast
- 5 Sharks A
- 6 Cobras A
- 7 NQ A
- 8 CQ
- 9 Suns
- 10 TAS
- 11 Cobras B
- 12 NQ B
- 13 ACT
- 14 Eagles
- 15 Rebels
- 16 Sharks B
- 17 Mets
- 18 Scorpions B

Women's T League (WTL) - Playoffs

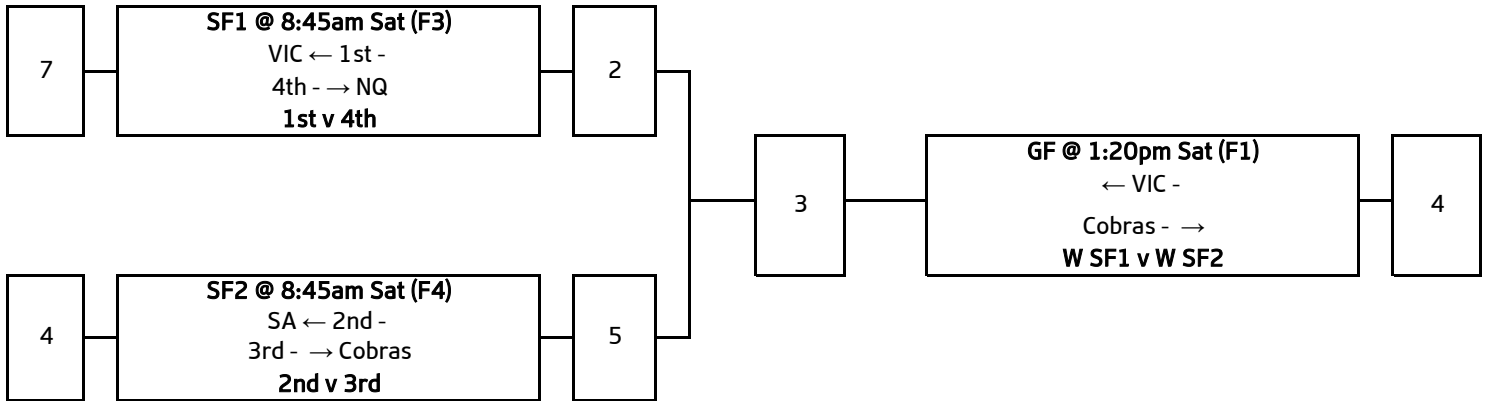


Abbreviations

- GF Grand Final
- SF Semi Final
- QF Quarter Final
- PO Play Off
- W Winner
- L Loser
- F Field



Women's 27's (W27) - Championship



Abbreviations

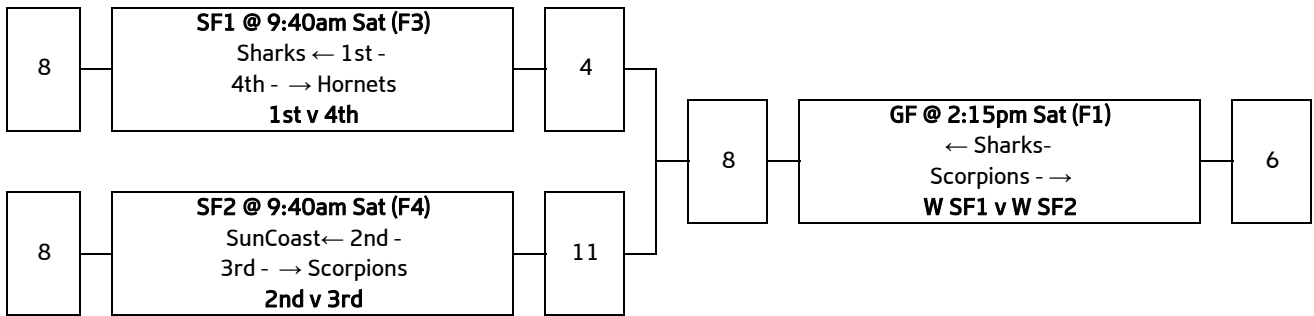
| | |
|----|---------------|
| GF | Grand Final |
| SF | Semi Final |
| QF | Quarter Final |
| W | Winner |
| L | Loser |
| F | Field |

Final Placings

| | |
|---|-----------|
| 1 | Cobras |
| 2 | VIC |
| 3 | SA |
| 4 | NQ |
| 5 | Rebels |
| 6 | Scorpions |
| 7 | SWQ |



Men's 30's (M30) - Championship



Abbreviations

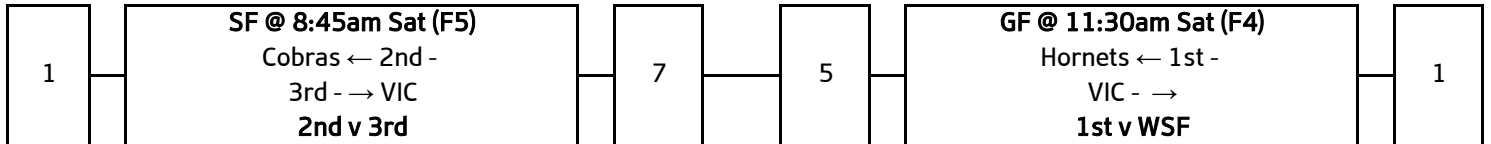
GF Grand Final
 SF Semi Final
 PF Preliminary Final
 PO Play Off
 W Winner
 L Loser
 F Field

Final Standings

| | |
|---|-----------|
| 1 | Sharks |
| 2 | Scorpions |
| 3 | SunCoast |
| 4 | Hornets |
| 5 | Defence |
| 6 | NQ |
| 7 | Eagles |
| 8 | SWQ |



Women's 35's (W35) - Championship



Abbreviations

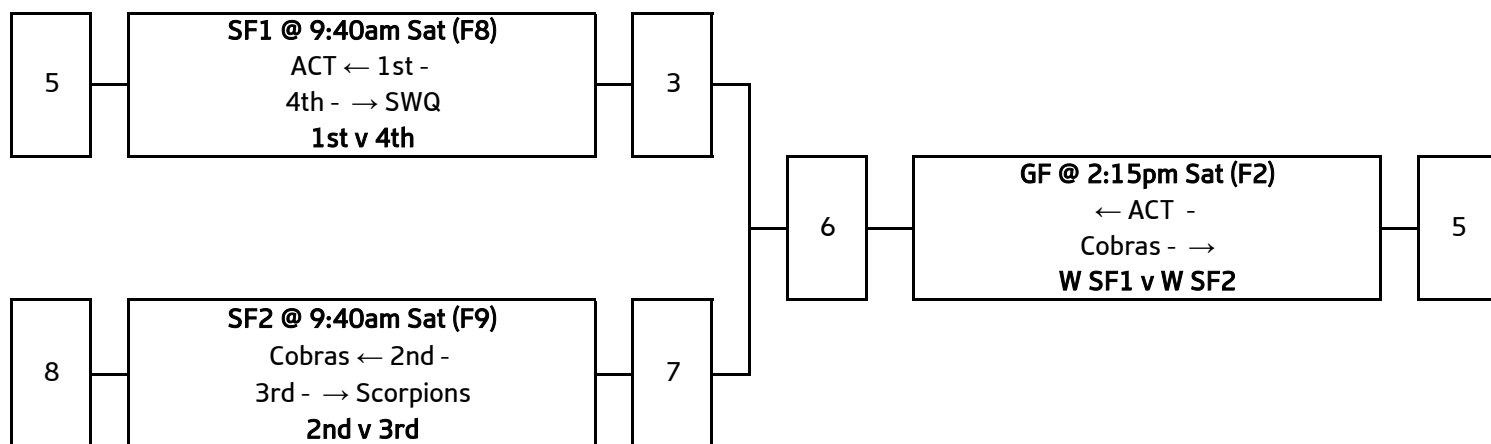
| | |
|----|-------------------|
| GF | Grand Final |
| SF | Semi Final |
| PF | Preliminary Final |
| PO | Play Off |
| W | Winner |
| L | Loser |
| F | Field |

Final Placings

| | |
|---|---------|
| 1 | Hornets |
| 2 | Vic |
| 3 | Cobras |



Men's 40's (M40) - Championship



Abbreviations

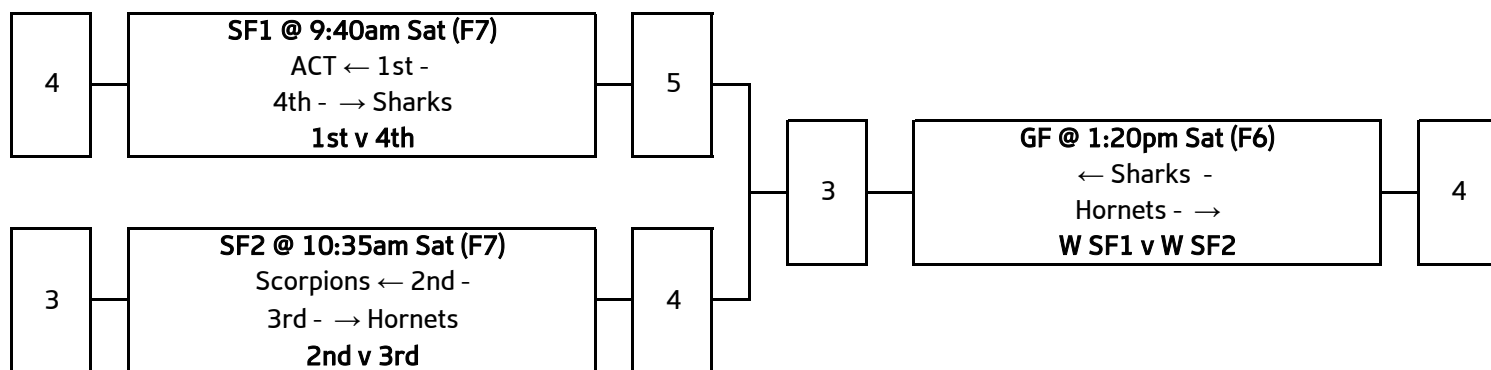
| | |
|----|---------------|
| GF | Grand Final |
| SF | Semi Final |
| QF | Quarter Final |
| W | Winner |
| L | Loser |
| F | Field |

Final Standings

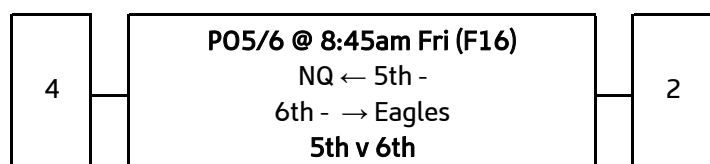
| | |
|---|-----------|
| 1 | ACT |
| 2 | Cobras |
| 3 | Scorpions |
| 4 | SWQ |
| 5 | Defence |
| 6 | Hornets |
| 7 | Mets |
| 8 | NQ |
| 9 | Eagles |



Women's 40's (W40) - Championship



Women's 40's (W40) - Playoffs



Abbreviations

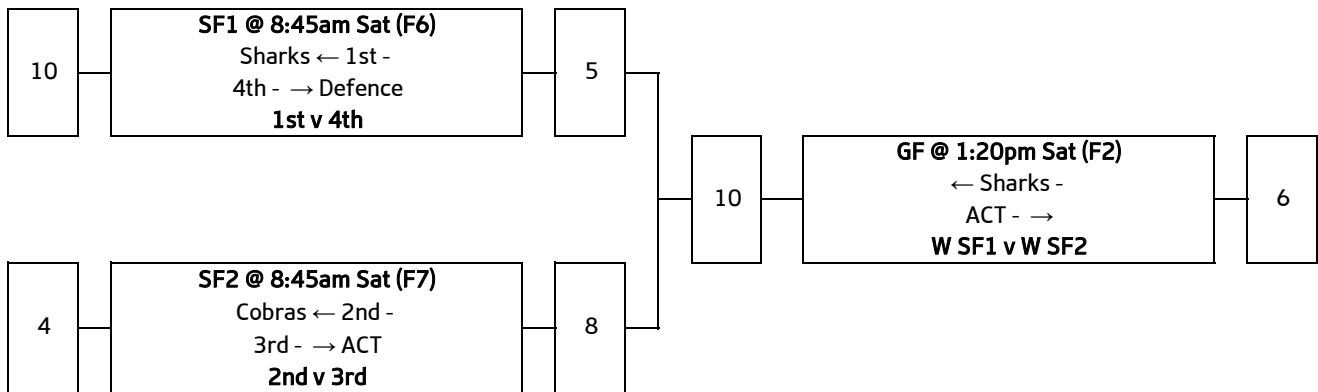
| | |
|----|-------------------|
| GF | Grand Final |
| SF | Semi Final |
| PF | Preliminary Final |
| PO | Play Off |
| W | Winner |
| L | Loser |
| F | Field |

Final Standings

| | |
|---|-----------|
| 1 | Hornets |
| 2 | Sharks |
| 3 | ACT |
| 4 | Scorpions |
| 5 | NQ |
| 6 | Eagles |



Men's 45's (M45) - Championship



Abbreviations

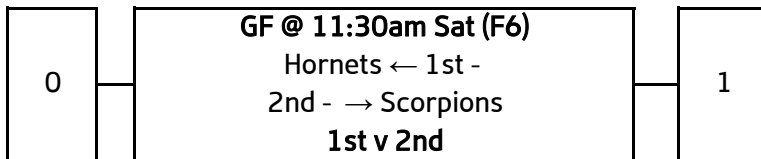
- GF Grand Final
- SF Semi Final
- QF Quarter Final
- W Winner
- L Loser
- F Field

Final Standings

- 1 Sharks
- 2 ACT
- 3 Cobras
- 4 Defence
- 5 Hornets
- 6 SunCoast
- 7 Eagles



Women's 45's (W45) - Championship



Abbreviations

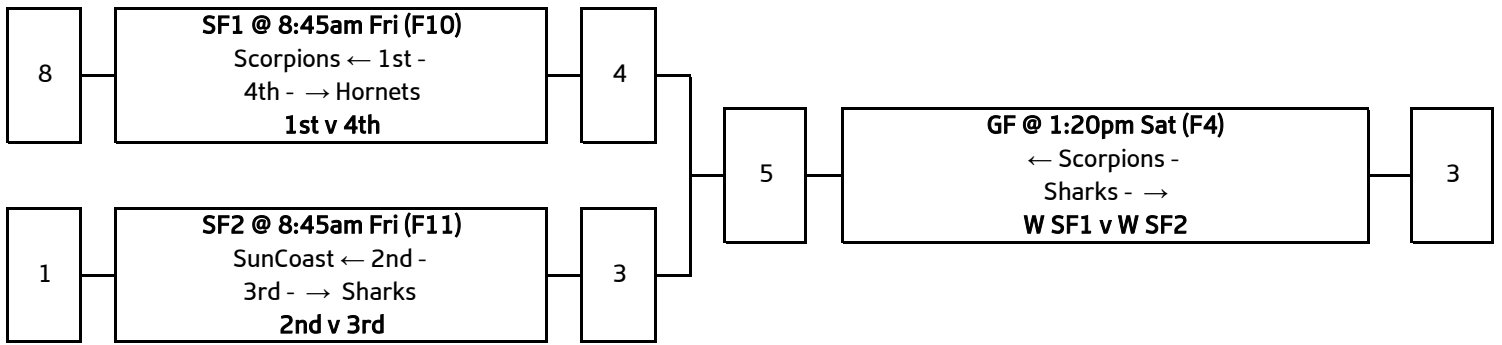
GF Grand Final

Final Standings

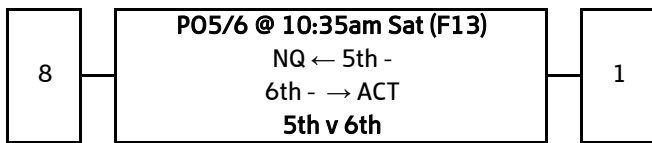
- 1 Scorpions
- 2 Hornets



Men's 50's (M50) - Championship



Men's 50's (M50) - Playoffs



Abbreviations

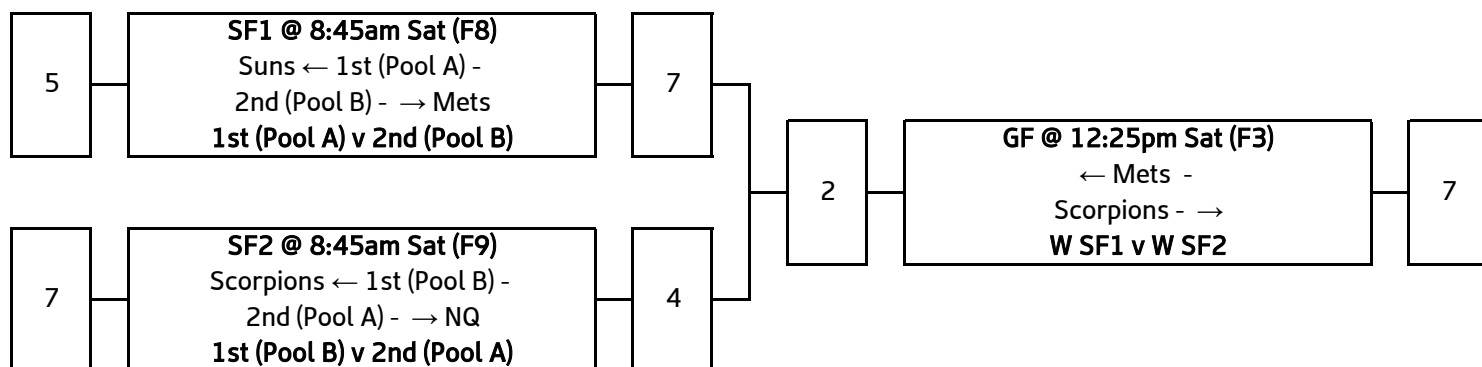
| | |
|----|-------------------|
| GF | Grand Final |
| SF | Semi Final |
| PF | Preliminary Final |
| PO | Play Off |
| W | Winner |
| L | Loser |
| F | Field |

Final Standings

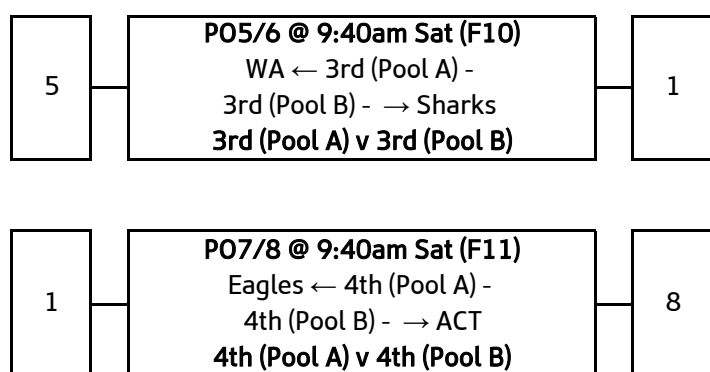
| | |
|---|-----------|
| 1 | Scorpions |
| 2 | Sharks |
| 3 | SunCoast |
| 4 | Hornets |
| 5 | NQ |
| 6 | ACT |



Men's 55's (M55) - Championship



Men's 55's (M55) - Playoffs



Final Standings

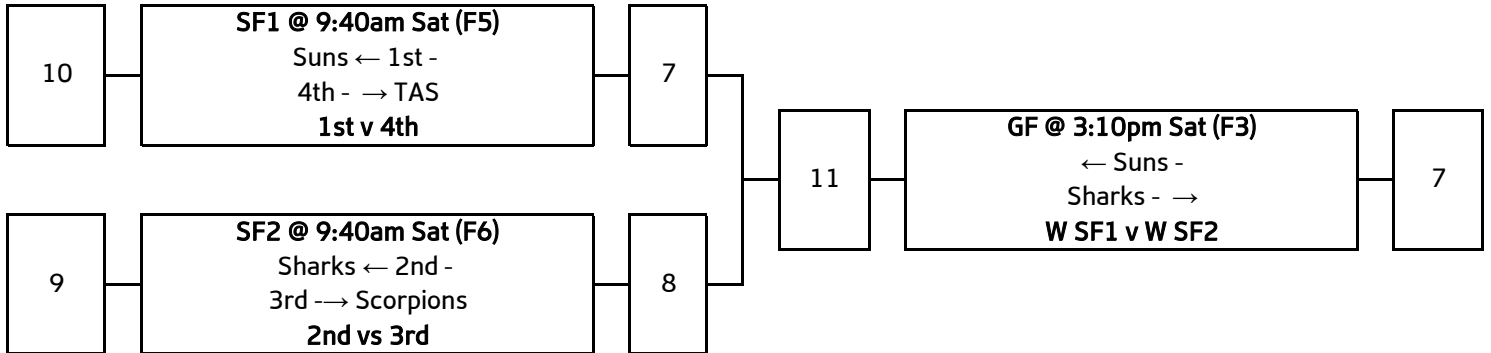
Abbreviations

| | |
|----|------------------|
| GF | Grand Final |
| SF | Semi Final |
| QF | Qualifying Final |
| PO | Play Off |
| W | Winner |
| L | Loser |
| F | Field |

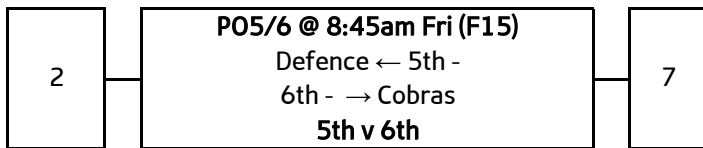
| | |
|---|-----------|
| 1 | Scorpions |
| 2 | Mets |
| 3 | Suns |
| 4 | NQ |
| 5 | WA |
| 6 | Sharks |
| 7 | ACT |
| 8 | Eagles |



Senior Mixed (XS) - Championship



Senior Mixed (SX) - Playoffs



Abbreviations

| | |
|----|------------------|
| GF | Grand Final |
| SF | Semi Final |
| QF | Qualifying Final |
| PO | Play Off |
| W | Winner |
| L | Loser |
| F | Field |

Final Standings

| | |
|---|-----------|
| 1 | Suns |
| 2 | Sharks |
| 3 | Scorpions |
| 4 | TAS |
| 5 | Cobras |
| 6 | Defence |

| Golden Boot | | | | | | | | | | | | | | | |
|------------------------------------|-----------|------------|------------|-----------|-----------|----------|-----------|-----------|-----------|----------|-----------|-----------|-----------|------------|------------|
| Entity | X0 | MTL | WTL | W27 | M30 | W35 | M40 | W40 | M45 | W45 | M50 | M55 | XS | TOTAL | POSITION |
| ACT Raiders | 2 | 10 | 4 | | | | 12 | 4 | 7 | | 1 | 2 | | 42 | 5th |
| Brisbane City Cobras | 7 | 12 | 9 | 10 | | | 9 | | 5 | | | | 2 | 54 | 3rd |
| Central Queensland Bulls | | 18 | 7 | | | | | | | | | | | 25 | Ineligible |
| Defence Warriors | | | | | 4 | | 5 | | 4 | | | | 1 | 14 | Ineligible |
| Hunter Western Hornets | 3 | 13 | 12 | | 5 | | 4 | 9 | 3 | | 3 | | | 52 | 4th |
| North Queensland Tropical Cyclones | | 4 | 8 | 4 | 3 | | 2 | 2 | | | 2 | 5 | | 30 | 7th |
| Northern Eagles | | 1 | 3 | | 2 | | 1 | 1 | 1 | | | 1 | | 10 | 8th |
| Northern Territory | | | | | | | | | | | | | | 0 | Ineligible |
| South Australia Heat | | 5 | | 5 | | | | | | | | | | 10 | Ineligible |
| South Queensland Sharks | 9 | 15 | 10 | | 11 | | | 6 | 10 | | 6 | 3 | 6 | 76 | 1st |
| South West Queensland Swans | 4 | 7 | 17 | 1 | 1 | | 6 | | | | | | | 36 | 6th |
| Southern Suns | | | 6 | | | | | | | | | 6 | 9 | 21 | Ineligible |
| Sunshine Coast Pineapples | | 11 | 11 | | 6 | | | | 2 | | 4 | | | 34 | Ineligible |
| Sydney Mets | 6 | 6 | 1 | | | | 3 | | | | | 8 | | 24 | Ineligible |
| Sydney Rebels | 12 | 8 | 2 | 3 | | | | | | | | | | 25 | Ineligible |
| Sydney Scorpions | 1 | 9 | 14 | 2 | 8 | | 7 | 3 | | | 9 | 11 | 4 | 68 | 2nd |
| Tasmania | | 3 | 5 | | | | | | | | | | 3 | 11 | Ineligible |
| Victoria | | 2 | | 7 | | | | | | | | | | 9 | Ineligible |
| Western Tigers | 5 | | | | | | | | | | | 4 | | 9 | Ineligible |
| TOTAL | 49 | 124 | 109 | 32 | 40 | 0 | 49 | 25 | 32 | 0 | 25 | 40 | 25 | 550 | |
| SHOULD EQUAL | 49 | 124 | 109 | 32 | 40 | 0 | 49 | 25 | 32 | 0 | 25 | 40 | 25 | 550 | |
| TEAMS IN DIVISION | 10 | 16 | 18 | 7 | 8 | 3 | 9 | 6 | 7 | 2 | 6 | 8 | 6 | | |
| ELIGIBLE TEAMS | 9 | 15 | 14 | 7 | 8 | 0 | 9 | 6 | 7 | 0 | 6 | 8 | 6 | | |

*NB W35 and W45 are ineligible divisions