




TOUCH FOOTBALL AUSTRALIA


# Preferred Facility Guidelines

2021





# 1 PURPOSE & BACKGROUND ►►



Touch Football appeals to all genders and all ages, and participation in the sport helps build fitness, confidence, self-esteem, friendships and stronger communities. Over 300 facilities are currently used to cater for Touch Football participation across the country. Touch Football Australia (TFA) acknowledges that to continue growth in Touch Football participation, improvement in the quality of and access to appropriate facilities are required.

As such, TFA has developed a set of Preferred Facility Guidelines as a planning resource guide that will assist state bodies, associations and clubs in the planning of new facilities and/or redevelopment of existing facilities. The Preferred Facility Guidelines will also assist local and state governments, schools and tertiary institutions, and other key stakeholders, in the planning and development of Touch Football facilities.


The Preferred Facility Guidelines for Touch Football document includes the following components:

- A Facility hierarchy including State, Regional and Local facilities
- Facility components to support participation and competitions
- Facility guidelines for each level of the facility hierarchy, including essential, non-essential or desired functional areas or items for each level

This resource is provided as a guide for future facility planning and development, and is not intended to be compliance documentation for auditing or critiquing the suitability of existing facilities for competitions.



## 2 FACILITY HIERARCHY ▶▶



To support future planning and development of facilities, a Facility Hierarchy has been developed and includes four levels of facility:

- ▶ Premier
- ▶ Regional
- ▶ Affiliate (Tier A)
- ▶ Affiliate (Tier B)

The Facility Hierarchy aligns with Touch Football competition standards and requirements, pathway development and participation programs. The Facility Hierarchy will be used in future facility planning processes and is a framework that can be used with reference to Affiliate size, participation and facility demand within defined catchment areas.

It is intended that the Facility Hierarchy be utilised in the development of state-wide facility plans and strategies, and assist in identifying facility needs and gaps in current facility provision.

The four levels of the hierarchy are defined as follows.

### 2.1 Premier

A high standard premier facility that is used for major tournaments and either contains many playing fields (i.e. 10+ Fields) for mass participation tournaments (i.e. the National Touch League or National Youth Championships) or a smaller number of high quality fields for elite tournaments (i.e. Trans-Tasman Test or State of Origin).

Premier facilities may also service the highest level of competition in the broader region and be a nominated venue for finals and/or marque games.

### 2.2 Regional

A facility that services a region including multiple suburbs or areas, is often (but not always) included as part of a broader sport and recreation precinct that incorporates facilities for multiple sports.

A regional facility includes multiple playing fields (i.e. 8+ Fields) and pavilions. Regional facilities are capable of hosting finals for regional competitions, and should be

maintained at an appropriate standard for these levels of competition.

### 2.3 Affiliate (Tier A)

Local facilities play a very important role in Touch Football development and supporting participation programs.

An Affiliate (Tier A) facility caters for the larger Affiliate competitions in a local area and includes multiple playing fields (i.e. four plus) and only basic pavilion amenities including change rooms and toilets. An Affiliate (Tier A) facility services the local suburb or town, and should be maintained at a level suitable for social matches.

### 2.4 Affiliate (Tier B)

An Affiliate (Tier B) facility caters for the smaller Affiliate competitions in a local area. An Affiliate (Tier B) one to three and generally no access to a pavilion. An Affiliate (Tier B) facility should be maintained at a level suitable for social matches.

### 3 PREFERRED FACILITY GUIDELINES ▶▶




To guide the future planning of Touch Football facilities and act as an industry guide, Preferred Facility Guidelines have been developed. These guidelines define the functional areas for each level of facility hierarchy and will become an important resource in the planning process. It is important to note that the Preferred Facility Guidelines are not intended to replace standards established within building codes and legislation, local or state government planning controls or health and safety regulations.

During the planning process, the functional relationships between each area of a facility and their critical adjacencies should be an important consideration. The aim should be to enhance the practical use of the facilities so in some cases, functional areas could be combined to form integrated spaces that may be more useful. The involvement of State Bodies and Affiliates in the planning and design process is critical to ensuring that the facility is designed in a way that best suits its specific functional needs.





## 4 FACILITY COMPONENTS ▶▶



The facility components supporting Touch Football competitions have been categorised into three main components:

- ▶ Main pavilion/amenities building
- ▶ Field of play
- ▶ Additional facilities

Within each component, there are specific functional areas and items that are either essential, non-essential or desired. All specific functional areas are considered essential components unless identified otherwise in the tables below.

### 4.1 Main Pavilion/Amenities Building

The main pavilion/amenities building provides crucial functional aspects such as change rooms, toilets, kiosks and administration space. Outside of this practical element the main pavilion/amenities building should be a community-focused facility that provides a central meeting space for an Affiliate and its players.

The main pavilion/amenities building must be functional and cater for the needs of both male and female players, coaches, referees, officials, volunteers, and spectators, and where possible, be multi-purpose and cater for alternate uses. The main pavilion/amenities building should be centrally located to allow for good viewing of the entire field (or fields), ideally on the western side.

### 4.2 Field of Play

The dimensions of the field of play should align to the specifications in the "Touch Football Australia Rules 8th Edition" document which stipulates a rectangular field shape measuring 70 metres in length from tryline to tryline (excluding the in-goal areas) and 50 metres in width from sideline to sideline (excluding the interchange areas).

A strong focus in the planning and development of the field of play is the quality of the surface, including drainage design and turf performance. Appropriate drainage design must be specific to the location and aimed at limiting cancellation of matches and field

closures. Synthetic turf playing fields may be used for Touch Football games, provided they meet the synthetic turf field standards outlined in the "National Rugby League's Performance and Construction Standards for Synthetic Turf" document. Synthetic fields may allow for higher usage than that of natural turf fields (especially during inclement weather conditions).

Appropriate playing field lighting is important to reduce localised turf damage as well as increase programming and participation opportunities.

### 4.3 Additional Facilities

Additional facilities are often desirable to support both the functional requirements of the game as well as enhancing the player, coach or spectator experience at the facility.

In some cases, functional areas or other items not listed may be included in the planning and development of a facility, however should be assessed on a case-by-case basis depending on need.

## 4.1 MAIN PAVILION/AMENITIES BUILDING ►►

PAVILION / AMENITIES	PREFERRED MINIMUM SIZES (m <sup>2</sup> )				COMMENTS AND SPECIFICATIONS
	PREMIER	REGIONAL	AFFILIATE (TIER A)	AFFILIATE (TIER B)	
<b>Changing Rooms</b>	45m <sup>2</sup> x 4	45m <sup>2</sup> x 2	30m <sup>2</sup> x 2 (Desired)	N/A (Non-essential)	At a Premier level, four all gender changing rooms should be provided. To offer flexibility, the changing room should include operable walls that can be configured in either four separate changing rooms or two large changing rooms. At a Regional level, two all gender changing rooms are essential.
<b>Showers</b>	20m <sup>2</sup> x 4	15m <sup>2</sup> x 2	N/A (Non-essential)	N/A (Non-essential)	At a Premier and Regional level, each changing room requires its own wet area (showers). Premier facilities should incorporate a minimum of four shower points, whereas Regional facilities should incorporate a minimum of three. To improve flexibility and to cater for mixed use, all showers should be cubical showers with doors.
<b>Toilets</b>	20m <sup>2</sup> x 4	15m <sup>2</sup> x 2	10m <sup>2</sup> x 2	10m <sup>2</sup> x 2 (Desired)	The provision of toilet facilities should be based on the following minimum requirements: four WCs and two washbasins for Premier facilities, three WCs and two washbasins for Regional facilities and two WCs and one washbasin for Affiliate facilities. Where possible an all gender toilet facility should be provided and clearly labelled. To improve flexibility and to cater for all genders toilets should be cubical toilets with lockable doors.
<b>Massage/ Strapping Room</b>	15m <sup>2</sup> x 4	10m <sup>2</sup> x 2 (Desired)	N/A (Non-essential)	N/A (Non-essential)	A massage and strapping area is required at Premier level and desired at a Regional level. Massage and strapping can be performed in the change room area if no dedicated room exists.

	PREFERRED MINIMUM SIZES (m <sup>2</sup> )				COMMENTS AND SPECIFICATIONS
PAVILION / AMENITIES	PREMIER	REGIONAL	AFFILIATE (TIER A)	AFFILIATE (TIER B)	
<b>Medical/Doctors' Room</b>	15m <sup>2</sup>	10m <sup>2</sup> (Desired)	N/A (Non-essential)	N/A (Non-essential)	A medical/doctors' room is essential at a Premier level. The room should include a desk area, lockable medical cabinet and a washbasin.
<b>Drug Testing Room</b>	10m <sup>2</sup>	N/A (Non-essential)	N/A (Non-essential)	N/A (Non-essential)	At a Premier level, a Drug Testing room is required. The room should include toilet, a washbasin and a bench area.
<b>Referees' Room (including shower and toilet)</b>	20m <sup>2</sup>	20m <sup>2</sup> (Desired)	N/A (Non-essential)	N/A (Non-essential)	A self-contained all gender changing room for use by officials is essential in Premier level facilities. The room should include a cubicle shower with lockable doors, cubicle toilet, washbasin and bench space. To cater for all officials at the same time the room should include an operable wall that can be configured into separate changing rooms or have a private all gender changing area.
<b>Scorer &amp; Timekeeping Box</b>	15m <sup>2</sup>	15m <sup>2</sup> (Desired)	N/A (Non-essential)	N/A (Non-essential)	The Scorer and Timekeeping box needs to have a clear view of the playing field and ideally be located near the centre of the playing field.
<b>Kitchen &amp; Kiosk</b>	40m <sup>2</sup>	30m <sup>2</sup>	20m <sup>2</sup> (Desired)	N/A (Non-essential)	To allow for catering and food and beverage sales, an appropriate standard kitchen and kiosk facility is required.



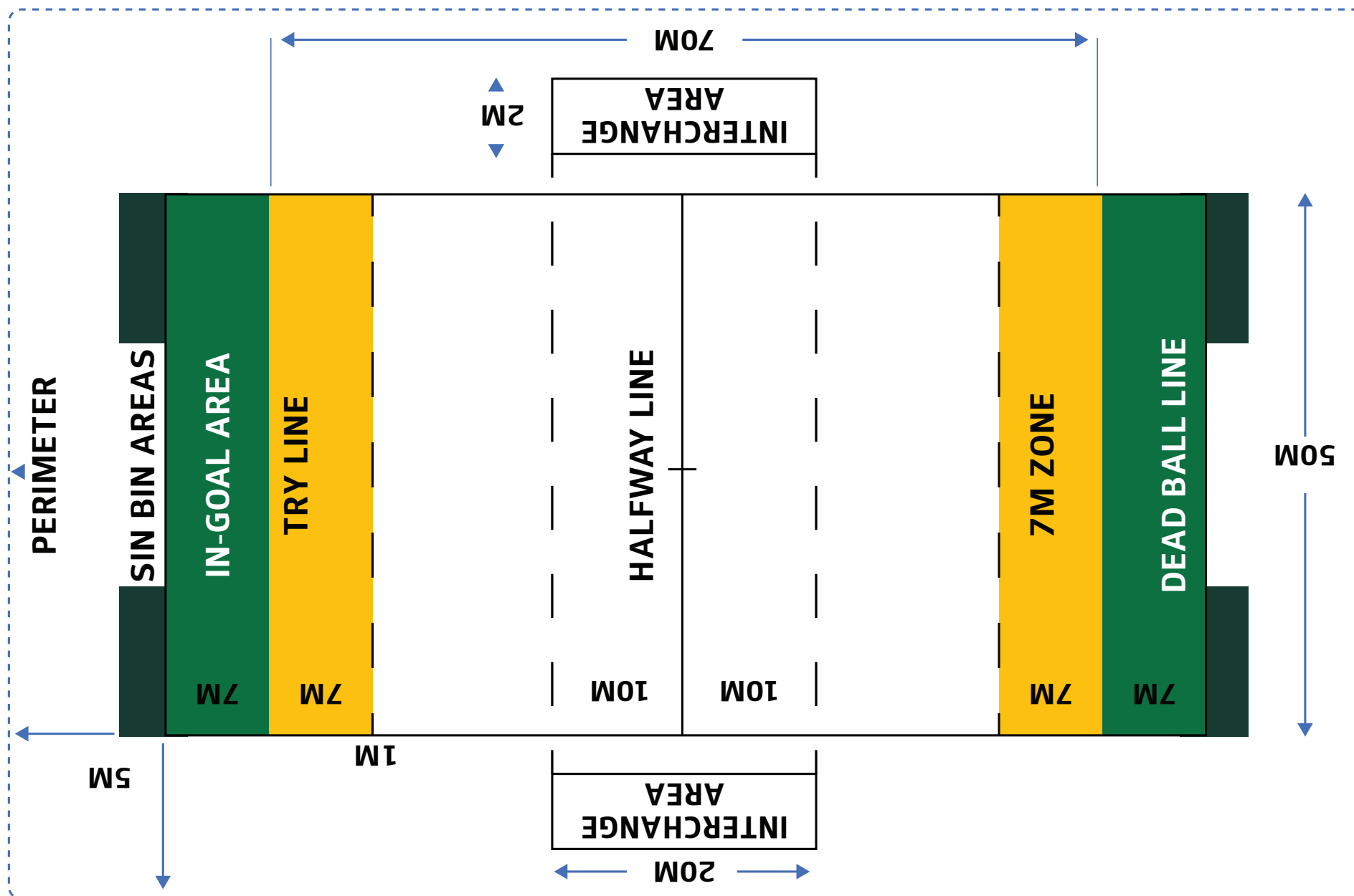
	PREFERRED MINIMUM SIZES (m <sup>2</sup> )				COMMENTS AND SPECIFICATIONS
PAVILION / AMENITIES	PREMIER	REGIONAL	AFFILIATE (TIER A)	AFFILIATE (TIER B)	
<b>Social/Community Room</b>	150m <sup>2</sup>	100m <sup>2</sup>	75m <sup>2</sup> (Desired)	N/A (Non-essential)	To enable opportunities for social interaction, a social/ community room is an important element. A social/ community room can be used for post-match gatherings, presentation nights or affiliate committee meetings. The social/community room may include specialised bar facilities and or access to appropriate kiosk/kitchen servery and should have large windows for viewing games. Flexibility of the space through operable walls should be considered.
<b>Administration Area/ Competition Office</b>	20m <sup>2</sup>	15m <sup>2</sup>	15m <sup>2</sup> (Desired)	N/A (Non-essential)	An administration area for the management of competitions and administrative tasks is essential at Premier and Regional level facilities. The room should include a desk/bench area and appropriate office storage.
<b>Accessible Public Toilets</b>	45m <sup>2</sup>	35m <sup>2</sup>	35m <sup>2</sup>	35m <sup>2</sup>	The size and number of public toilets should be based on crowd & participant history, relevant planning and/ or building codes and cater for all genders and abilities. All gender toilet facilities should be provided and clearly labelled. To improve flexibility and to cater for all genders toilets should be cubical toilets with lockable doors.
<b>Storage – Internal</b>	15m <sup>2</sup>	10m <sup>2</sup>	10m <sup>2</sup> (Desired)	N/A (Non-essential)	Adequate internal (dry) storage is required for club materials and equipment (e.g. uniforms, merchandise and stock).
<b>Storage – External</b>	15m <sup>2</sup>	10m <sup>2</sup>	10m <sup>2</sup> (Desired)	N/A (Non-essential)	Adequate externally accessible storage is required for sport related equipment (e.g. balls), and other necessary maintenance equipment (e.g. line marking machines).
<b>Utilities/Cleaners' Room</b>	5m <sup>2</sup>	5m <sup>2</sup>	5m <sup>2</sup>	N/A (Non-essential)	A separate utilities/cleaners' room should be provided for any essential facility services.

## 4.2 FIELD OF PLAY ►►

FIELD OF PLAY	PREFERRED MINIMUM SIZES (m <sup>2</sup> )				COMMENTS AND SPECIFICATIONS
	PREMIER	REGIONAL	AFFILIATE (TIER A)	AFFILIATE (TIER B)	
<b>Coaches Boxes</b>	Elevated position for 4 people	Elevated position for 4 people (Desired)	N/A (Non-essential)	N/A (Non-essential)	At a Premier level, separate Coaches Boxes should be provided, allowing coaches, training staff and rep team selectors to have an elevated position of the playing field.
<b>Playing Field Run-off</b>	5m	5m	5m	5m	There must be a 5-metre run-off area between the field of play and any perimeter fencing, as required under TFA's insurance policy.
<b>Playing Field Markings</b>	Yes	Yes	Yes	Yes	<i>Recommended guidelines</i> Field width: 50m Field length: 70m (excluding in-goal areas) In-goal areas: 7m x 50m Interchange area: 2m x 20m (situated no closer than 1m from each sideline) Refer to the "Touch Football Australia Rules 8th Edition" document.
<b>Playing Field Quality</b>	High	High - Medium	Medium	Medium	High-quality fields with an even coverage of turf with no obvious undulations are required for Premier level facilities. At Regional and Affiliate levels, a high to medium standard playing surface is required including an even cover of turf and limited to no undulations. Each playing field should have a planned maintenance program relative to the standard of competition.

	PREFERRED MINIMUM SIZES (m <sup>2</sup> )				COMMENTS AND SPECIFICATIONS
FIELD OF PLAY	PREMIER	REGIONAL	AFFILIATE (TIER A)	AFFILIATE (TIER B)	
<b>Playing Field Drainage</b>	Excellent - Good	Excellent - Good	Good	Good	Sports field drainage is critical in enhancing the participant experience and maximising the use of the facility (meaning fewer cancelled games). Appropriately designed surface and sub-surface drainage and the development of a good overall maintenance plan for sports field drainage is critical at all levels.
<b>Scoreboard</b>	Yes	Yes (Desired)	Yes (Desired)	N/A (Non-essential)	Scoreboards are required at a Premier level with digital scoreboards encouraged but not essential. Scoreboards should be positioned appropriately and visible to players, coaches and spectators.
<b>Grounds Maintenance Store</b>	Yes	Yes (Desired)	N/A (Non-essential)	N/A (Non-essential)	National, State and Regional facilities require adequate storage for playing field maintenance equipment such as storage for mowers, line marking equipment and other field of play maintenance materials.
<b>Emergency Access</b>	Yes	Yes	Yes	Yes	Ambulance access and other emergency access to the playing field is mandatory at all levels.
<b>Sports Floodlighting</b>	Training: 100 Lux Competition: 200 Lux	Training: 50 Lux Competition: 150 Lux	Training: 50 Lux Competition: 100 Lux (Desired)	Training: 50 Lux Competition: 100 Lux (Desired)	To maximise facility use and allow for Winter competitions to operate in many locations, appropriate playing field lighting is essential. The Australian Standards (series 2560.2.3) contains recommendations and requirements specific to Touch Football, with minimum requirements varying depending on the level of competition and therefore facility. Light-emitting diode (LED) lighting are preferred to metal halide lighting due to energy savings, reduced maintenance and other benefits including instant on/off control.





## 4.3 ADDITIONAL FACILITIES ►►

ADDITIONAL FACILITIES	PREFERRED MINIMUM SIZES (m <sup>2</sup> )				COMMENTS AND SPECIFICATIONS
	PREMIER	REGIONAL	AFFILIATE (TIER A)	AFFILIATE (TIER B)	
<b>Spectator Seating</b>	Grandstand or tiered seating	Grandstand or bench seating (Desired)	bench seating (Desired)	N/A (Non-essential)	The total number of spectators will vary by event, however the provision of tiered spectator seating in a grandstand or similar structure is essential at a National /State level to cater for expected large crowds at major tournaments. At a Regional level, the provision of a grandstand or bench seating around the field of play is desirable. Where seating is provided, some undercover seating is preferred.
<b>Broadcast Area</b>	Yes	Yes (Desired)	N/A (Non-essential)	N/A (Non-essential)	Broadcast facilities are required at Premier-level. The broadcast facilities should ideally be undercover, elevated off ground level and have an unobstructed view of the playing field.
<b>PA System</b>	Yes	Yes (Desired)	Yes (Desired)	N/A (Non-essential)	An appropriate Public Address system is essential for Premier facilities and highly desirable at all other levels to provide ground announcements.
<b>Time Clock</b>	Visible time clock	Visible time clock	N/A (Non-essential)	N/A (Non-essential)	All Premier-level facilities should have an approved match time clock that can be seen by spectators, players and officials.
<b>Car Parking</b>	In accordance with local gov't standards	In accordance with local gov't standards	In accordance with local gov't standards	In accordance with local gov't standards	Specific car park numbers should align with local government standards, however appropriate parking should be provided to cater for the anticipated regular weekly demand of the facility. Off-street parking is considered advantageous. Appropriate disabled parking bays should also be included.

ADDITIONAL FACILITIES	PREFERRED MINIMUM SIZES (m <sup>2</sup> )				COMMENTS AND SPECIFICATIONS
	PREMIER	REGIONAL	AFFILIATE (TIER A)	AFFILIATE (TIER B)	
Reserve Fencing	No specific standards	No specific standards (Desired)	N/A (Non-essential)	N/A (Non-essential)	To control crowd access and management, including the ability to collect entrance fees, appropriate reserve fencing is essential at Premier and desired at Regional venues.







TOUCH FOOTBALL AUSTRALIA